

Valentine Medley

2nd
GRADE

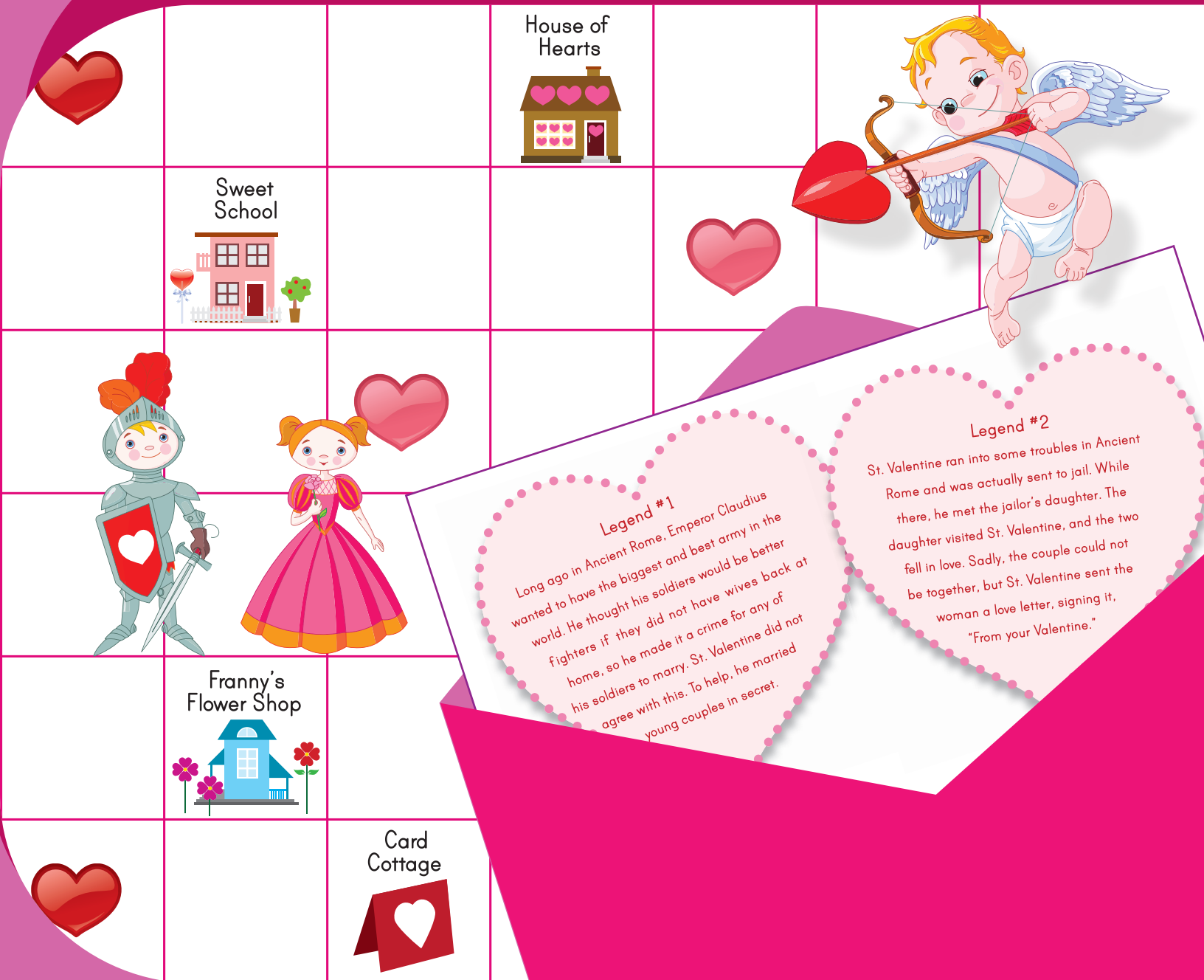


Table of Contents

Valentine Medley

How Did Valentine's Day Begin?

Show You Care

Say it in a Letter

Graphing Valentines

Heart Patterns

Acrostic Poem

Who is Cupid?

Cupid Match

Add Your Way to a Valentine Joke

Valentine Village

Cinquain Poem Valentine


Fancy Fractions

What's in the Box?

Puzzling Valentine's Day Facts

Certificate of Completion

Want more workbooks? Join Education.com Plus to save time and money.
<http://www.education.com/education-plus/>



How Did Valentine's Day Begin?

Valentine's Day is a fun celebration of love that began hundreds of years ago. While we know who the day is named after – St. Valentine – nobody seems to know exactly how or why the special celebration began.

Legend #1

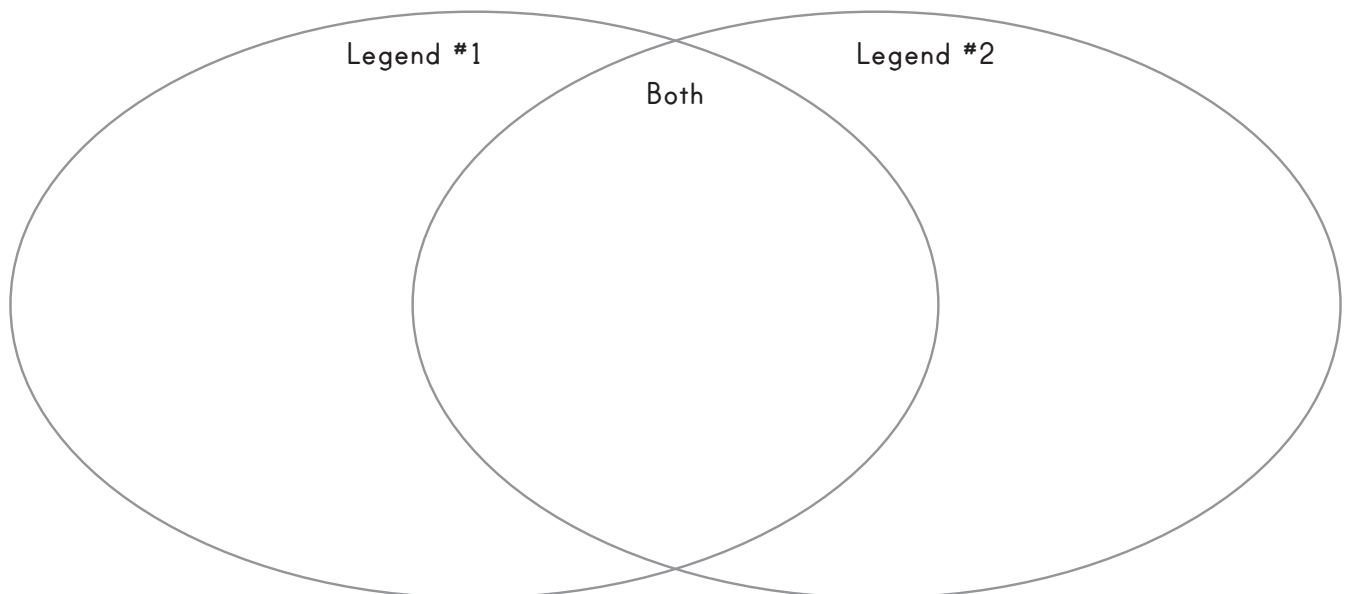
Long ago in Ancient Rome, Emperor Claudius wanted to have the biggest and best army in the world. He thought his soldiers would be better fighters if they did not have wives back at home, so he made it a crime for any of his soldiers to marry. St. Valentine did not agree with this. To help, he married young couples in secret.

Legend #2

St. Valentine ran into some troubles in Ancient Rome and was actually sent to jail. While there, he met the jailor's daughter. The daughter visited St. Valentine, and the two fell in love. Sadly, the couple could not be together, but St. Valentine sent the woman a love letter, signing it, "From your Valentine."



Read the two legends above. Each describes a popular belief about how Valentine's Day started. Fill out the Venn diagram below. How are the legends similar? How are they different?



Show You Care

PLAY A
GAME

Valentine's Day is a day set aside for letting people know you love them.
Think of one person you love, and list ten ways you can show that you care.

SAY
I LOVE
YOU

Use complete sentences. Each sentence should begin with a
capital letter and end with a period.

SAY A
KIND
WORD

TELL A
JOKE

BAKE
SOMETHING
SPECIAL

Remember, you don't have to spend any money to show someone that you care!
Sometimes hugs and kind words are all a loved one needs to feel special.

GIVE A
HUG

Person: _____

Ways to show you care:

1 _____

2 _____

3 _____

4 _____

5 _____

6 _____

7 _____

8 _____

9 _____

10 _____



Say it in a Letter




The post office is a busy place on Valentine's Day.
People all over the world like to mail letters to their
friends and family members on this special day.

Practice your letter writing skills by filling in the empty letter below.
Don't forget the five parts of a letter:

1. Date 2. Opening 3. Body 4. Closing 5. Signature

A large rectangular area for writing a letter, enclosed by a dotted pink border. The area contains several horizontal lines for writing. The lines are arranged as follows: a single line at the top right for an address, followed by a line for a salutation, and then several lines for the body of the letter. At the bottom, there are two lines for a closing and a signature.



Graphing Valentines

Mr. Mason's 2nd graders celebrated Valentine's Day in class by exchanging Valentines. Every student brought Valentines for everyone else in the class.

- Sarah, George, Paul, Joe and Clara brought Valentines that they bought from a store.
- Fred, Felix, Anna, Trent, Talia, Madison and Harry made their Valentines.
- Karen and Tom gave candy Valentines.
- Jill, Ellie and Marty gave little toy Valentines



Create a tally chart to show the different kinds of Valentines that Mr. Mason's students gave to one another.



Valentines	Tallies
Store-bought	
Handmade	
Candy	
Toy	


Use the tally chart to answer the following questions.

1. Which Valentine was the most popular in Mr. Mason's class? _____
 2. Which Valentine was the least popular? _____
 3. Did more students make Valentines or buy them? _____
 4. How many students gave candy or toys? _____
 5. What type of a Valentine would you rather receive? _____
- Why? _____



Heart Patterns

Continue the pattern by drawing in the hearts.

1.




2.



Practice skip counting to complete the rest of the heart patterns.

3.



Skip count by _____

4.



Skip count by _____

5.



Skip count by _____

Acrostic Poem

Write an acrostic poem for Valentine's Day.
Use each letter to begin a word or phrase
that describes the holiday.

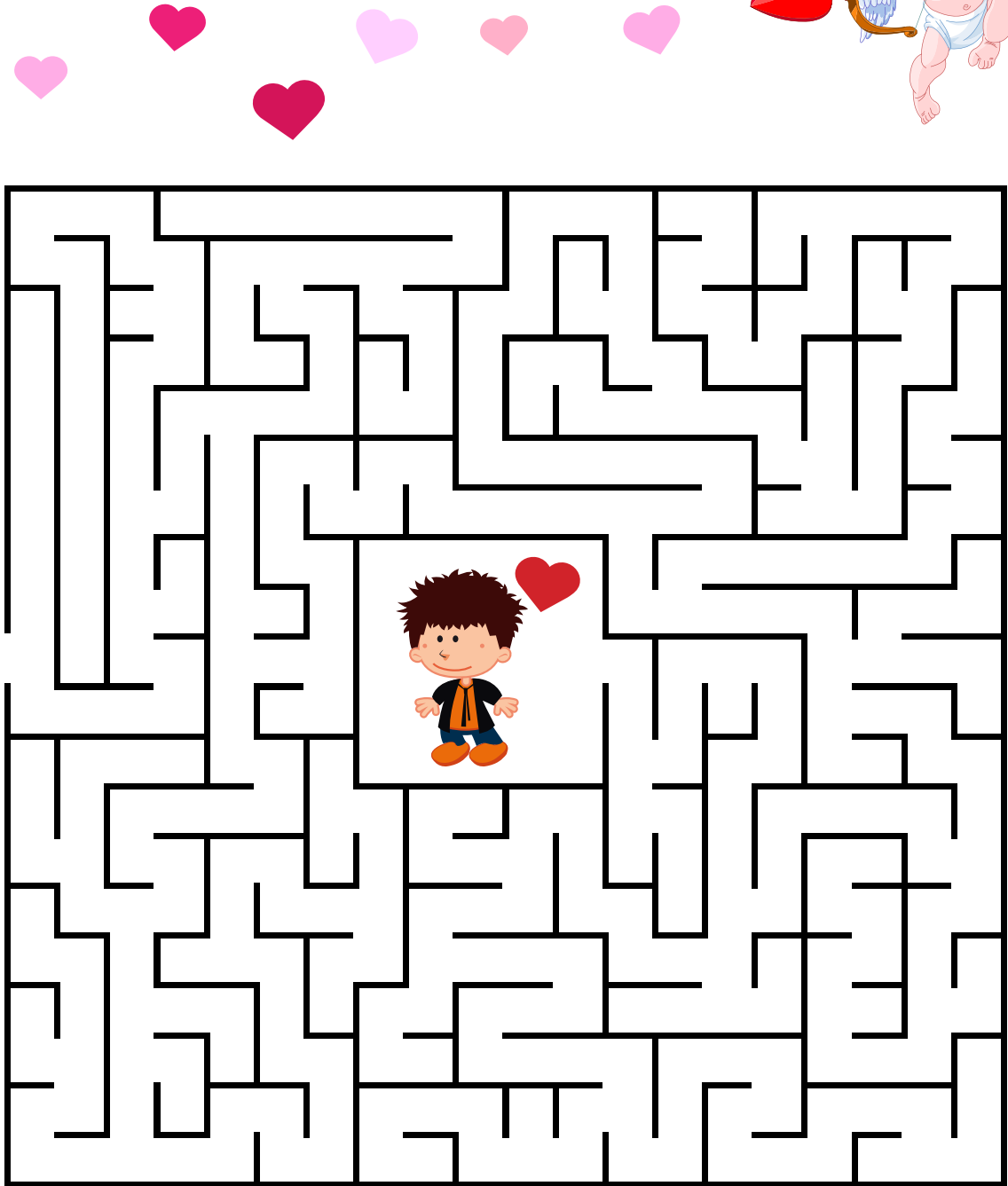


VALENTINES DAY

Who is Cupid?

In Roman mythology, Cupid is a playful god who likes to make people fall in love. He's often shown as a boy with wings and a bow. According to the Romans, if two people were shot with one of Cupid's arrows, they would fall in love!

Cupid has shot his arrow!
Help the boy find the girl.



Cupid Match

Cupid is feeling playful! These nine cupids look similar, but only two of them are exactly the same. Keep a sharp eye out for details.

Circle the two matching Cupids.



Add Your Way to a Valentine Joke!

Find the sum for each problem. Then use the sum and the number key to find the answer to the Valentine's Day joke.

1.
$$\begin{array}{r} 15 \\ +23 \\ \hline \end{array}$$

2.
$$\begin{array}{r} 34 \\ +12 \\ \hline \end{array}$$

3.
$$\begin{array}{r} 18 \\ +11 \\ \hline \end{array}$$

4.
$$\begin{array}{r} 33 \\ +26 \\ \hline \end{array}$$

5.
$$\begin{array}{r} 67 \\ +11 \\ \hline \end{array}$$

6.
$$\begin{array}{r} 22 \\ +37 \\ \hline \end{array}$$

7.
$$\begin{array}{r} 46 \\ +30 \\ \hline \end{array}$$

8.
$$\begin{array}{r} 45 \\ +14 \\ \hline \end{array}$$

NUMBER KEY

SUM - LETTER

29 - V


38 - I

59 - E

78 - W

46 - O

76 - L



What did the boy sheep say to the girl sheep
on Valentine's Day?

1

7

2

3

4

6

5

8

Subtract Your Way to a Valentine Joke!

Find the difference for each problem. Then use the difference and the number key to find the answer to the Valentine's Day joke.

1.
$$\begin{array}{r} 27 \\ - 23 \\ \hline \end{array}$$

2.
$$\begin{array}{r} 34 \\ - 12 \\ \hline \end{array}$$

3.
$$\begin{array}{r} 18 \\ - 11 \\ \hline \end{array}$$

4.
$$\begin{array}{r} 45 \\ - 10 \\ \hline \end{array}$$

5.
$$\begin{array}{r} 78 \\ - 15 \\ \hline \end{array}$$

6.
$$\begin{array}{r} 29 \\ - 17 \\ \hline \end{array}$$

7.
$$\begin{array}{r} 37 \\ - 23 \\ \hline \end{array}$$


8.
$$\begin{array}{r} 46 \\ - 31 \\ \hline \end{array}$$

9.
$$\begin{array}{r} 35 \\ - 14 \\ \hline \end{array}$$

10.
$$\begin{array}{r} 53 \\ - 22 \\ \hline \end{array}$$

NUMBER KEY

SUM	-	LETTER
4	-	V
22	-	I
7	-	E
35	-	Y
12	-	O
14	-	L
15	-	U
21	-	A
63	-	T
31	-	N
















What did the elephant say to his girlfriend
on Valentine's Day?

— — — — — — — — — — — — — — — — — — — —
2 7 6 1 3 4 6 8 9 5 6 10

Valentine Village

Welcome to Valentine Village! Here is a map to help you find your way around.
Follow the directions below, and you will be able to travel all around this special place.

	1	2	3	4	5	6
A				House of Hearts 		
B		Sweet School 				
C						
D	Franny's Flower Shop 				Chocolate Lake 	
E						
F			Card Cottage 			

- For your first stop, visit B-2. You will be at _____.
- Next, go to D-1. Where are you? _____.
- On your next stop, go to F-3. _____ is the place to buy all of your Valentine's Day cards.
- Do you need to splash around? Go to D-5. You're at _____.
- Your final destination is A-4. Take a rest at the _____.

Cinquain Poem Valentine

Write a cinquain poem for someone you love.
Cut along the dotted line, then deliver your Valentine!

Line 1: A noun that is the subject of the poem

Line 2: Two adjectives that describe the noun


Line 3: Three verbs that relate to the noun

Line 4: Four words that relate to the noun

Line 5: A synonym for the noun or a word that
sums up the entire poem




Mom
kind, helpful
cares, loves, shares
a very special person
friend



Fancy Fractions

Solve each problem.


1. Color $\frac{1}{2}$ of the heart red.



2. Put an X over $\frac{1}{3}$ of the Valentine cupcakes.




3. Color $\frac{1}{2}$ of the leaves on this rose green.



4. Color $\frac{1}{4}$ of this Valentine pink.



5. Circle $\frac{4}{4}$ of the chocolate candies.



What's in the Box?

Design a special Valentine gift that you would like to receive.
Draw the gift inside of the box. Then write a story about what happens
when the gift is given to you.



Once, I received a _____ for Valentine's Day.

First, I _____

Next, I _____


Finally, _____

Puzzling Valentine's Day Facts

Cupid Flowers Heart Candy February Chocolate
Love Be Rome Red Cards Doilies Rose

DOWN

1. Sweet cocoa candy
3. Traditional Valentine color
4. The place where Valentine's Day began
5. Valentine month
7. A bouquet of these smell sweet!
12. Greek god who represents love and carries a bow and arrows



ACROSS

2. Traditional shape on Valentine's Day
6. These are made from lacy paper
8. Deep feeling of affection
9. Sweet smelling flower with thorns
10. "_____ mine"
11. Sweet treat given on Valentine's Day
12. Given to friends of February 14





Great job!

is an Education.com writing superstar

